MICRAS

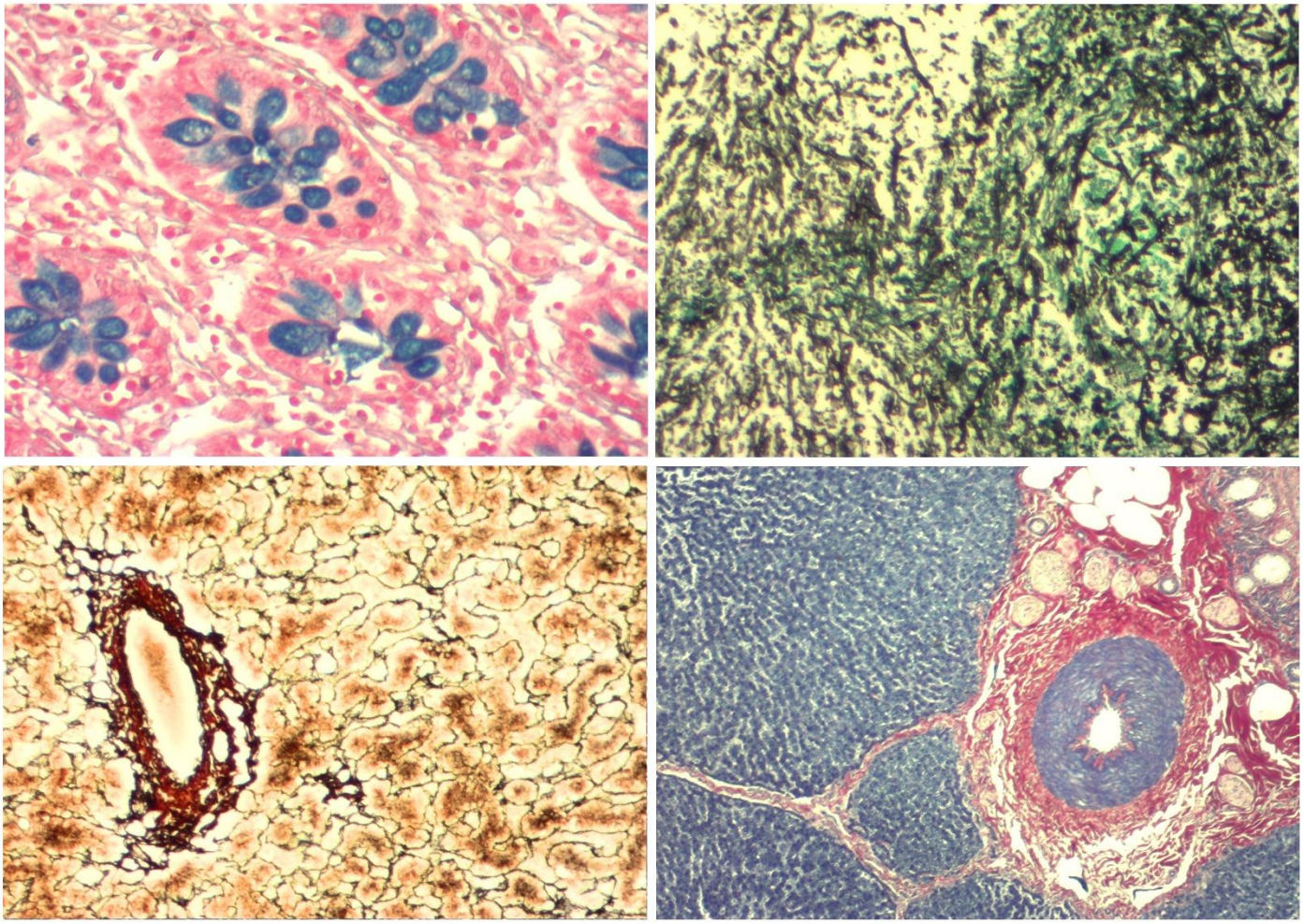

# HISTO CATALOGUE

## Custom Manufacturing Services: Exactly What You Need, Delivered Where and When You Need It!

Micras offers a range of custom manufacturing services, from simple changes in dispensed size to uniquely designed products specifically created for individual clients.

We continually strive to be able to meet the needs of our customers no matter how specific. In addition to the products listed in this catalogue, Micras provides a number of services to our customers that larger companies simply cannot.

Our catalogue products can be formulated to meet your custom specifications. Options include changes to fill volumes, containers, or format changes such as component removal, concentrations, or conjugations.

## Custom Product Development

Micras was born in order to meet all the expectation of our valuable partners. We work with our clients by assisting in optimizing formulas, selection of the right packaging, creating brands with our full colour labelling capabilities and providing the correct regulatory information to keep your product in compliance. We excel in scientific solutions for industries such as microbiology, histology, cytology and even more.

We do not have minimums so we can begin small and scale as your business grows.

## White Label and OEM Packaging

Do you see a product that we manufacture or distribute that you would like to private brand? We have several clients with white label existing products or custom packaged products for. This provides you with the same quality standard we expect with our products, allowing you peace of mind that your brand and customers are protected. All our products have full lot traceability and meet all regulatory requirements for the industry you service.

Interested in OEM, Custom and Bulk reagent quantities of any of our catalogue product offering? Contact us!

# Index

**DIAGNOSTIC STAINING KITS AND SOLUTIONS .. 5**
Special staining kits ..... 7
Staining solutions ..... 16

**DIAGNOSTIC REAGENTS & DISPOSABLE..... 19**
Tissue Marking Systems ..... 21
Decalcifying solutions ..... 22
Fixatives ..... 22
Xylene and substitutives ..... 22
Alcoholic solutions ..... 23
Buffers for immunohistochemistry ..... 24
Embedding media ..... 24
Mounting media ..... 25
Accessories ..... 26

**STORAGE ..... 29**
Filing cabinets ..... 31
Slide containers ..... 33

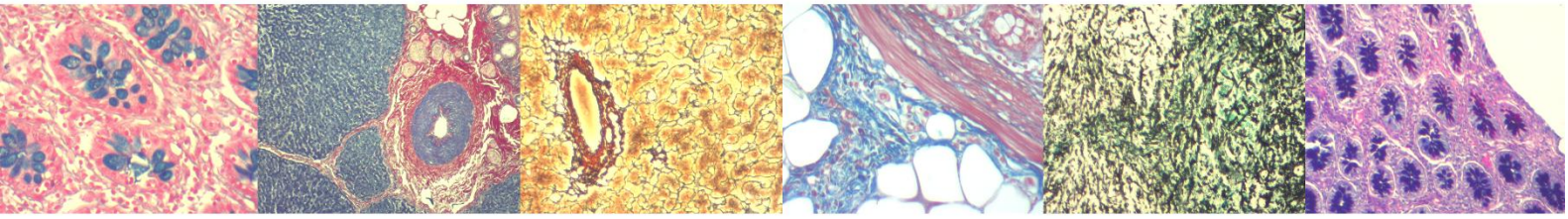

# DIAGNOSTIC STAINING KITS AND SOLUTIONS

# SPECIAL STAINING KITS

## Alcian Blue pH 1.0

| PACKAGING | CODE |
|---|---|
| 100 tests | KAB1.30 |

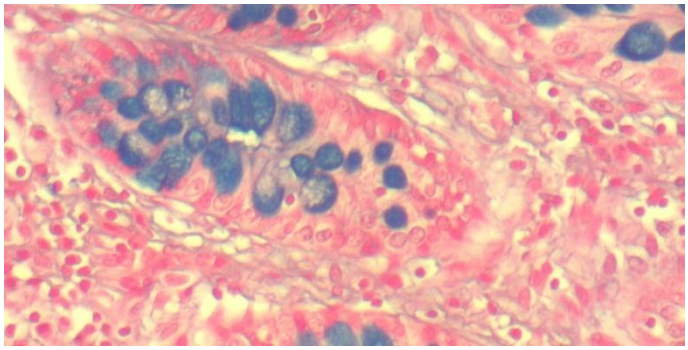

DANGEROUS CARGO IN TRANSPORT

Alcian Blue pH 1.0 is a ready-to-use staining kit used to stain strong acidic mucins in tissue sections.

## Alcian Blue pH 2.5

| PACKAGING | CODE |
|---|---|
| 100 tests | KAB.30 |

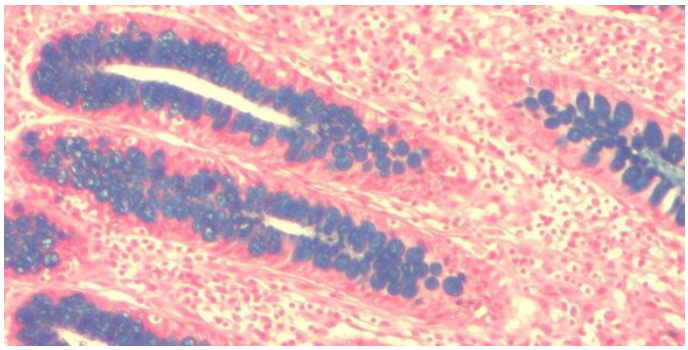

DANGEROUS CARGO IN TRANSPORT

Alcian Blue pH 2.5 is a ready-to-use staining kit used to stain acidic mucopolysaccharides in tissue sections.

## Alcian Blue pH 2.5 P.A.S.

| PACKAGING | CODE |
|---|---|
| 100 tests | KABP.30 |

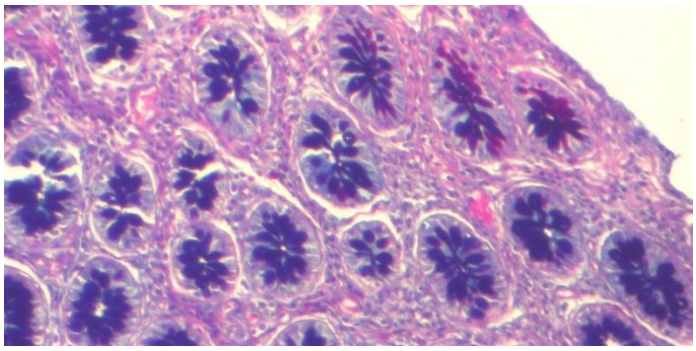

DANGEROUS CARGO IN TRANSPORT

Alcian Blue pH 2.5 P.A.S. is a ready-to-use staining kit used to stain acid mucins and P.A.S positive substances.

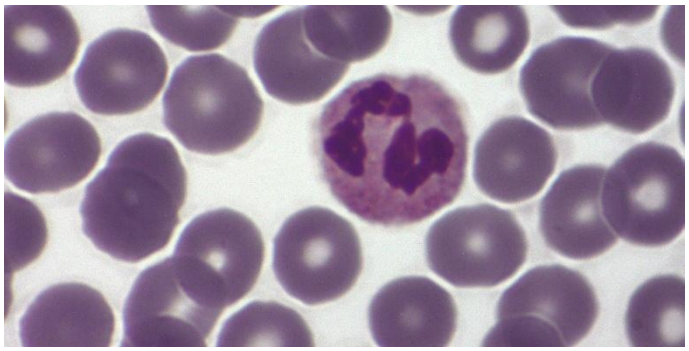

*Blood smear*

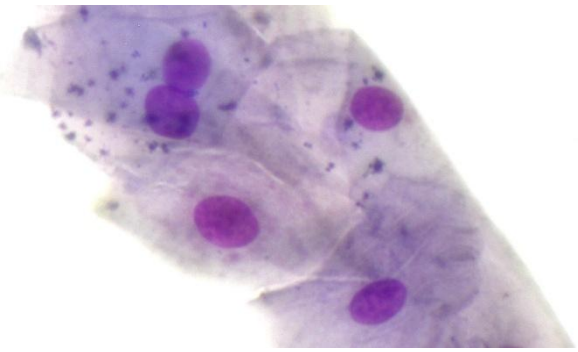

*Epithelial cells from cytological smear*

## Blood Quick Stain NEW

| CODE | PACKAGING |
|---|---|
| KQ.150 | 100 tests |
| KQ.500 | 500 ml |

NEW FORMULATION WITHOUT METHANOL

Blood Quick Stain is ready-to-use staining kit used to quickly highlight different kind of blood cells in blood smears and cytological samples.

NOT DANGEROUS CARGO IN TRANSPORT

**For:**
- Haematology: Blood Smears
- Cyto-bacteriology: cytology of biological fluids, urines, cytopunctures and CSF
- Parasitology: Plasmodium Thick Blood Smears
- Veterinary Parasitology (Piroplasmosis, M. pachydermatis)
- Microfilaria
- Cytology of punctions (breast and deep organs), effusion liquids of the serous membrane (pleura, peritoneum ...)

**And also for:**
- Haematology: Bone marrow
- Cytology: Spermocytograms
- Parasitology: Tissular Protozoa (Leishmania, Toxoplasma, Microsporidiosis), Cryptosporidium, Pneumocystis carinii, fungi contributing to deep Mycosis
- Parasitology: Plasmodium Blood Films
- Trichomonas
- Histology: Detection of Helicobacter pylori

## Congo Red

| PACKAGING | CODE |
|---|---|
| 100 tests | KRC.30 |

DANGEROUS CARGO IN TRANSPORT

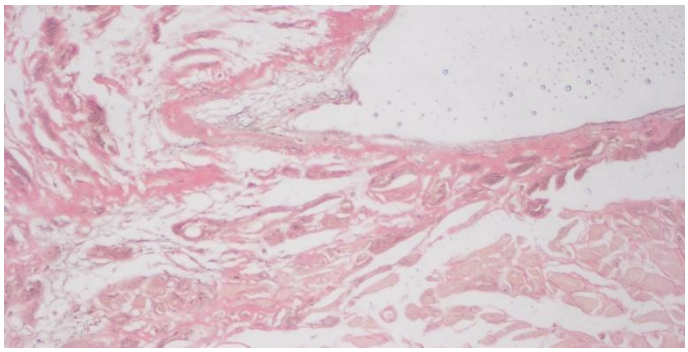

Congo Red is a ready-to-use staining kit used to stain amyloid in tissue sections.

## Diastase

| PACKAGING | CODE |
|---|---|
| 40 tests | KD.30 |

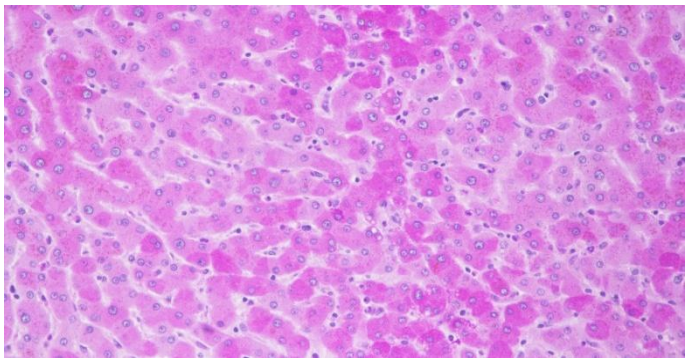

The Diastase kit is a ready-to-use staining kit used for the digestion of glycogen to observe epithelial neutral mucins.

## Giemsa for Hp

| PACKAGING | CODE |
|---|---|
| 12 preparations - 40 ml each | KGHP.100 |

DANGEROUS CARGO IN TRANSPORT

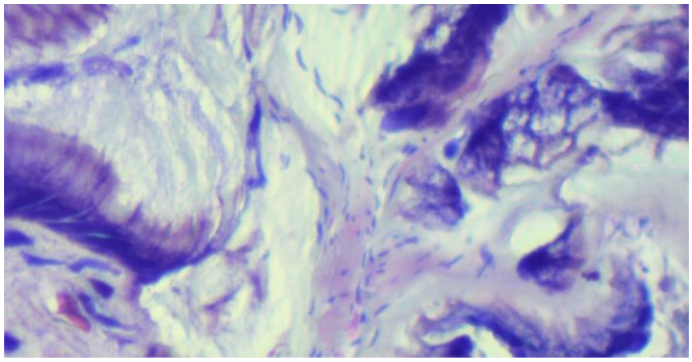

Giemsa for Hp is a ready-to-use staining kit used to reveal parasites, especially Helicobacter pylori, in tissue sections.

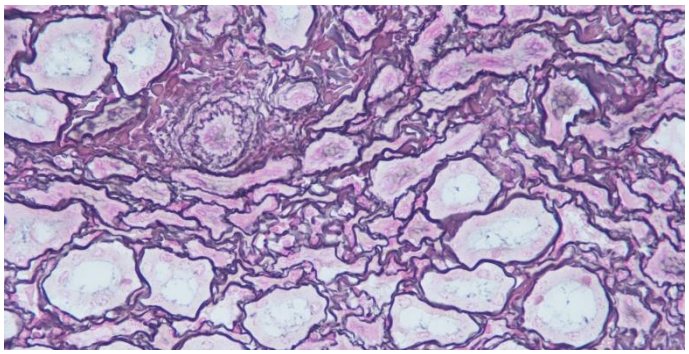

## Gordon- Sweet

| CODE | PACKAGING |
|---|---|
| KGS.30 | 100 tests |

DANGEROUS CARGO IN TRANSPORT

The Reticulin kit acc. to Gordon & Sweet is a ready-to-use staining kit used for the detection of reticular fibers in histological tissue specimens.

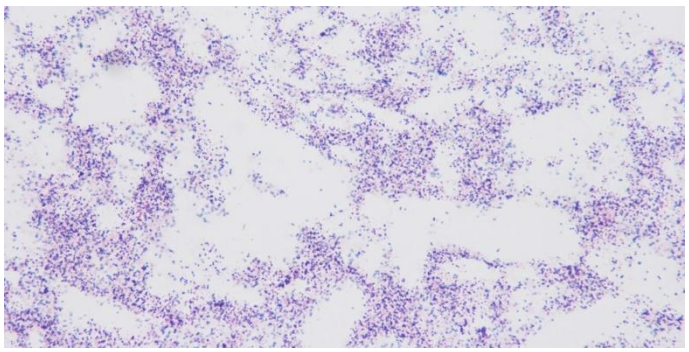

## Gram for microbiology

| CODE | PACKAGING |
|---|---|
| KGRM.500 | 500 ml |

DANGEROUS CARGO IN TRANSPORT

Gram for microbiology is a ready-to-use staining kit used for a quick differentiation of gram-positive and gram-negative bacteria in fixed smears.

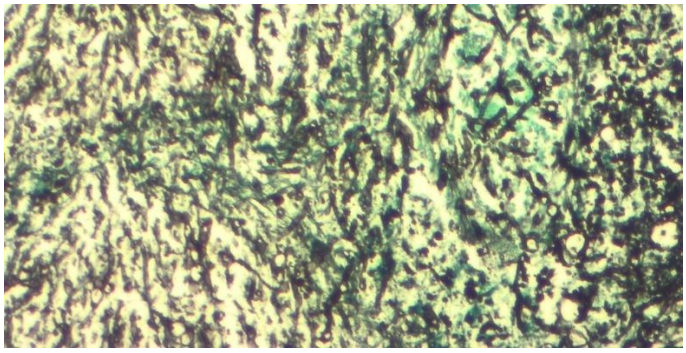

## Grocott

| CODE | PACKAGING |
|---|---|
| KGC.30 | 100 tests |

DANGEROUS CARGO IN TRANSPORT

Grocott is a ready-to-use staining kit used to distinguish fungal organisms in tissue sections.

## Hyaluronidase

| PACKAGING | CODE |
|---|---|
| 10 tests | KHY.50 |

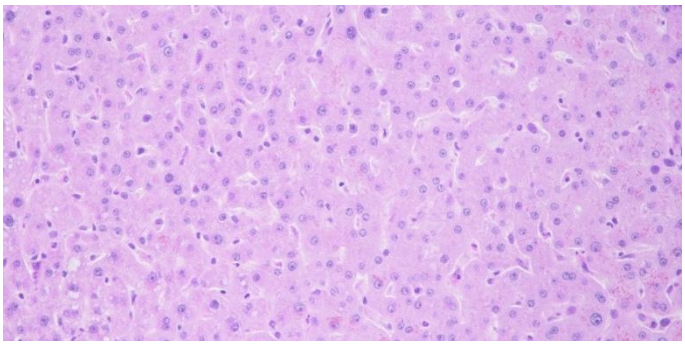

Hyaluronidase is a ready-to-use staining kit used for the digestion of glycogen.

## Masson Trichrome

| PACKAGING | CODE |
|---|---|
| 100 tests | KMTB.30 |

DANGEROUS CARGO IN TRANSPORT

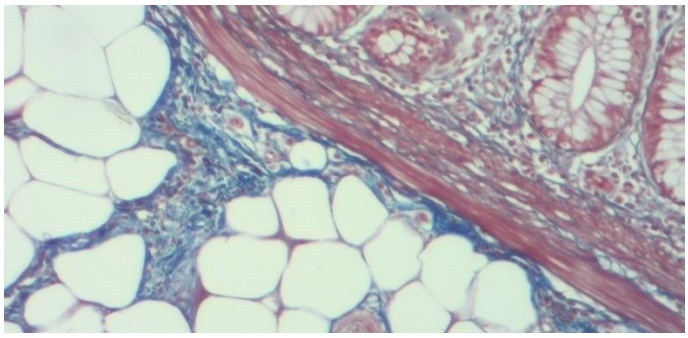

Masson's Trichrome is a ready-to-use staining kit used to identify muscle, collagen fibres, fibrin and erythrocytes in tissue sections.

## Masson Trichrome Goldner

| PACKAGING | CODE |
|---|---|
| 100 tests | KMTV.30 |

DANGEROUS CARGO IN TRANSPORT

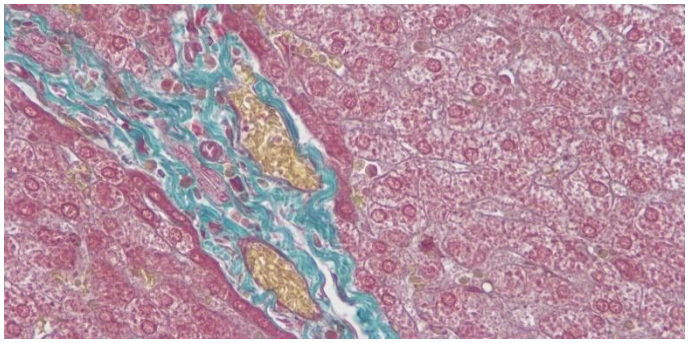

Masson-Goldner's Trichrome is a ready-to-use staining kit used for imaging connective-tissue structures in tissue sections.

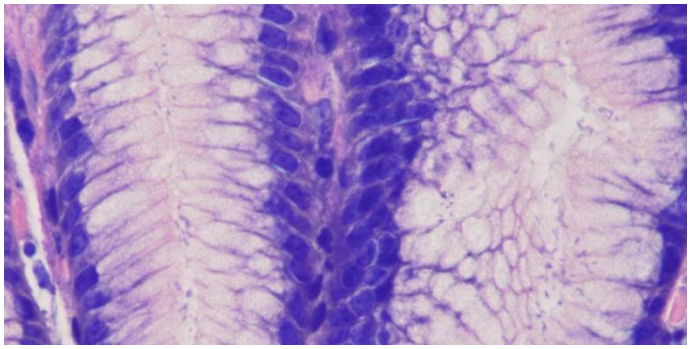

May Grünwald Giemsa is a ready-to-use staining kit used to differentiate cell types and to reveal parasites in tissue sections. Useful for lympho-hemopoietic tissue and for demonstrating endothelial reticulum.

## May Grünwald Giemsa
for tissue sections

| CODE | PACKAGING |
|---|---|
| KMGG.30 | 100 test |

DANGEROUS CARGO IN TRANSPORT

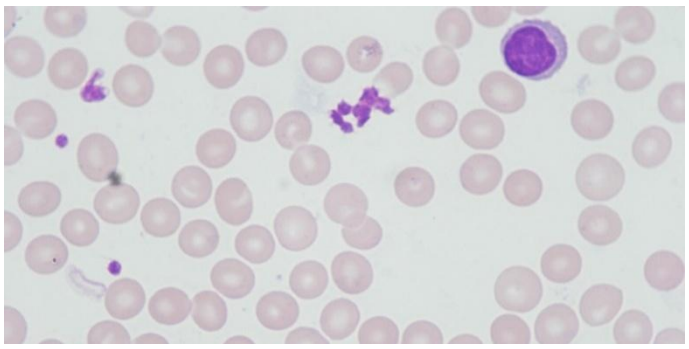

May Grünwald Giemsa is a ready-to-use staining kit used to differentiate cellular elements in blood smears, spleen tissue, lymph node tissue and marrow biopsies.

## May Grünwald Giemsa
for smears

| CODE | PACKAGING |
|---|---|
| KMGG.500 | 500 ml |

DANGEROUS CARGO IN TRANSPORT

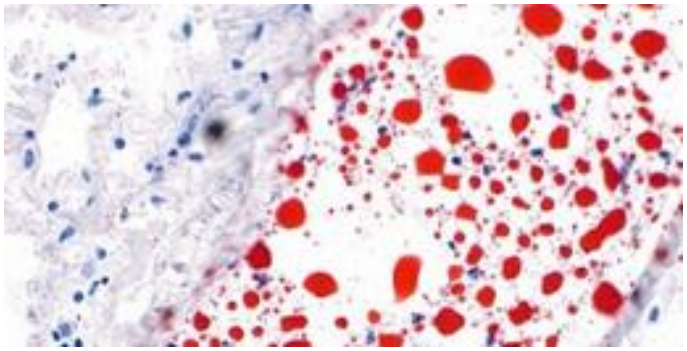

Oil Red O is a ready-to-use staining kit used for selectively staining of cellular lipids.

## Oil Red O

| CODE | PACKAGING |
|---|---|
| KORO.100 | 100 tests |

DANGEROUS CARGO IN TRANSPORT

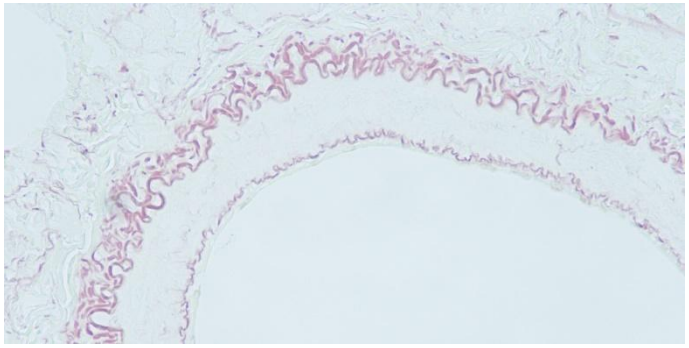

Orcein is a ready-to-use staining kit used for the visualization of elastic fibres.

## Orcein

| CODE | PACKAGING |
|---|---|
| KO.30 | 100 tests |

DANGEROUS CARGO IN TRANSPORT

## P.A.S.

| PACKAGING | CODE |
|---|---|
| 100 tests | KPAS.30 |

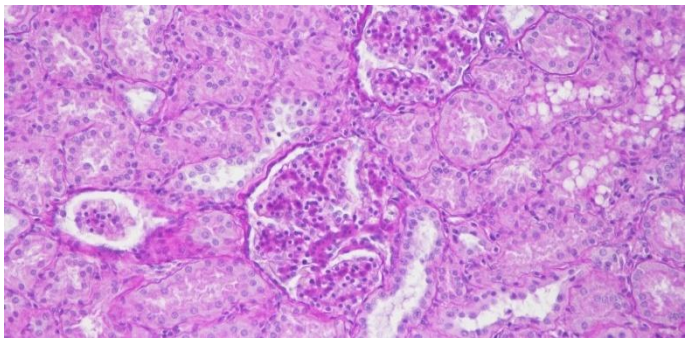

DANGEROUS CARGO IN TRANSPORT

P.A.S. is a ready-to-use staining kit used for the detection of aldehyde and mucosubstances.

## P.A.S. Diastase

| PACKAGING | CODE |
|---|---|
| 100 tests | KPASD.30 |

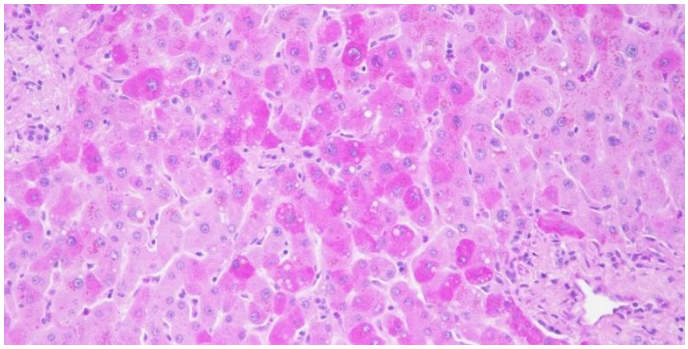

DANGEROUS CARGO IN TRANSPORT

P.A.S. Diastase is a ready-to-use staining kit used to identify glycogen in tissue sections.

## Perls

| PACKAGING | CODE |
|---|---|
| 100 tests | KPE.30 |

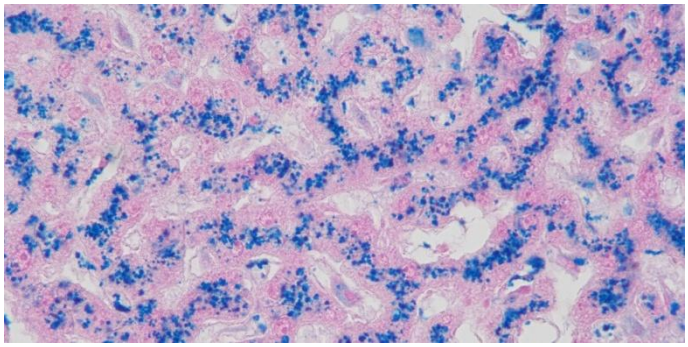

DANGEROUS CARGO IN TRANSPORT

Perls is a ready-to-use staining kit used for the detection of ferric iron in tissues, blood smears, or bone marrow smears.

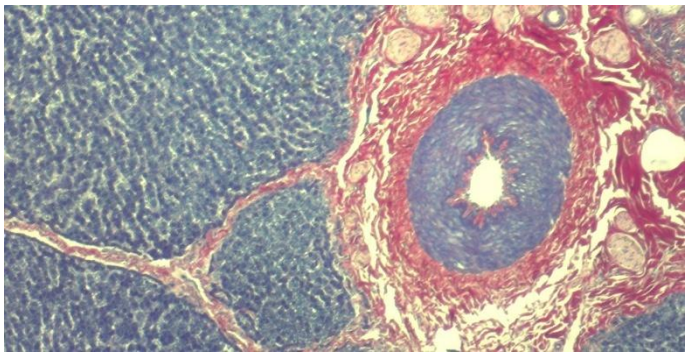

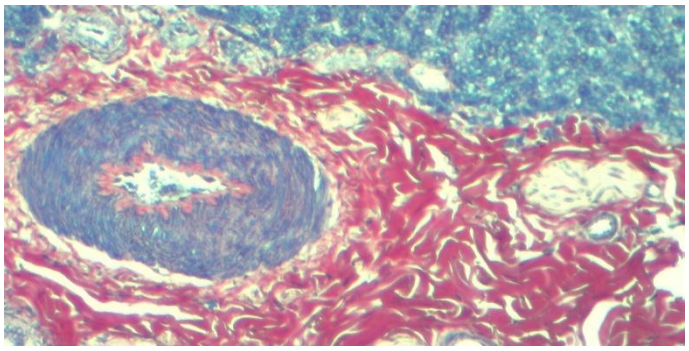

## P.T.A.H

**NEW**

| CODE | PACKAGING |
|---|---|
| KPTAH.30 | 100 tests |

P.T.A.H. Stain Kit (Connective Tissue Stain) is intended for use in the histological visualization of striated muscle, glial fibers and collagen.

DANGEROUS CARGO IN TRANSPORT

Micras' PTAH Stain Kit has been developed in order to eliminate the overnight procedure.

## Silver Impregnation
Reticulin kit

| PACKAGING | CODE |
|---|---|
| 100 tests | KIA.30 |

DANGEROUS CARGO IN TRANSPORT

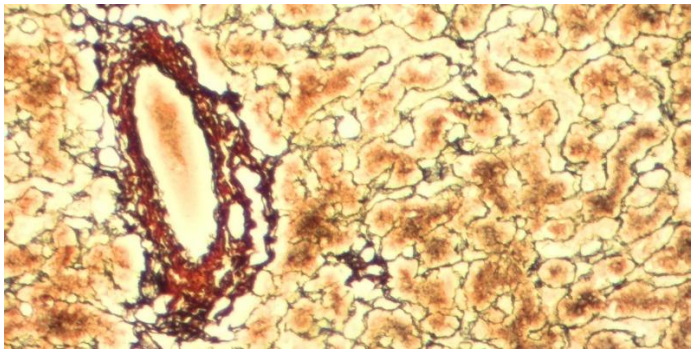

Silver impregnation is a ready-to-use staining kit used for identification and easier detection of argentaffin reticular fibers in connective tissue.

## Ziehl-Neelsen Fite

| PACKAGING | CODE |
|---|---|
| 100 tests | KZN.30 |
| 100 tests | KZNM.30 with Mayer Hematoxylin contrast |

DANGEROUS CARGO IN TRANSPORT

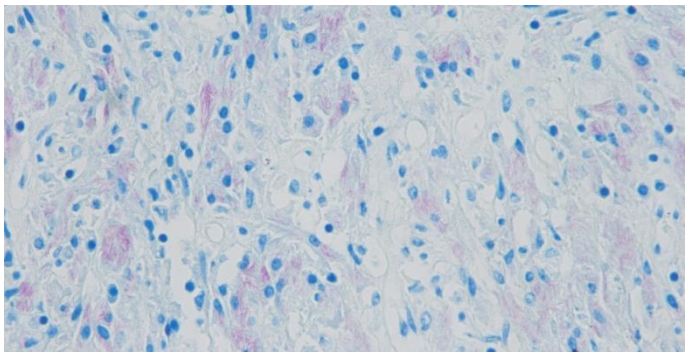

Ziehl-Neelsen stain modified according to Fite, is a ready-to-use staining kit suitable to highlight acid-resistant bacteria such as mycobacteria (Mycobacterium tuberculosis, Mycobacterium Leprae), actinomycetes and parasites in histological sections, smears and cultures.

## Ziehl-Neelsen
for microbiology

| PACKAGING | CODE |
|---|---|
| 500 ml | KZN.500 |
| 500 ml | KZNM.500 with Mayer Hematoxylin contrast |

DANGEROUS CARGO IN TRANSPORT

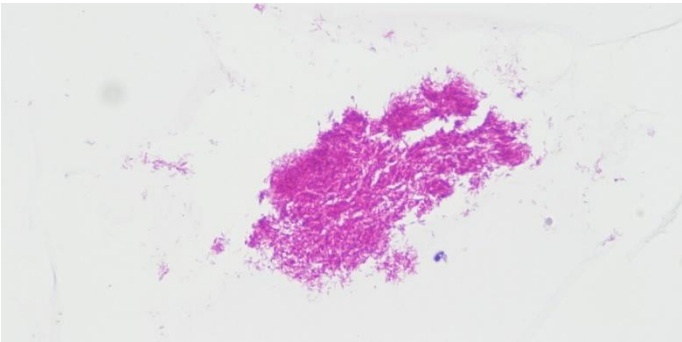

Ziehl-Neelsen for microbiology is a ready-to-use staining kit used for visualising acid-fast bacteria.

# STAINING SOLUTIONS

## Hematoxylins

Nuclear stain.

| PRODUCT | PACKAGING | CODE | DESCRIPTION |
|---|---|---|---|
| Mayer Hematoxylin | 500 ml<br>1 l<br>2,5 l | CLEM.500<br>CLEM.1000<br>CLEM.2500 | Medium intensity stain |
| Harris Hematoxylin | 500 ml<br>1 l<br>2,5 l | CLEHN.500<br>CLEHN.1000<br>CLEHN.2500 | Strong stain |
| Gill 2 Hematoxylin | 2,5 l | CLEG2.2500 | Medium intensity stain |
| Gill 3 Hematoxylin | 500 ml<br>1 l<br>2,5 l | CLEG.500<br>CLEG.1000<br>CLEG.2500 | For frozen section stain |

## Eosins

Cytoplasmatic stain.

| PRODUCT | PACKAGING | CODE | DESCRIPTION |
|---|---|---|---|
| Eosin Y aqueous solution | 500 ml<br>1 l<br>2,5 l | CLEOA.500<br>CLEOA.1000<br>CLEOA.2500 | Medium intensity stain |
| Eosin Y alcoholic solution | 500 ml<br>1 l<br>2,5 l | CLEOAL.500<br>CLEOAL.1000<br>CLEOAL.2500 | Strong and fast stain. Perfect for frozen section's stain |

## Other staining solutions

Ready-to-use and standardized staining solutions for the preparation of cyto-histological samples.
Reproducible and consistent dyeing results, short staining time, no filtering or settling of undissolved paint particles.

| PRODUCT | PACKAGING | CODE | DESCRIPTION |
|---|---|---|---|
| Crystal violet Hucker | 500 ml | CLCV.500 | Ready-to-use staining solution for the Gram's bacteria stain |
| Eosin Nigrosin | 100 ml | CLEON.100 | Ready-to-use staining solution used to assess the vitality of a sperm sample when the initial motility is less than 25 % |
| Giemsa Pappenheim | 500 ml<br>1 l<br>2,5 l | CLG.500<br>CLG.1000<br>CLG.2500 | Ready-to-use staining solution used for staining various kind of cells or parasites |
| Lactophenol Blue | 100 ml | CLBL.100 | Ready-to-use staining solution for fungi staining in bacteriology |
| May Grunwald Pappenheim | 500 ml<br>1 l<br>2,5 l | CLMG.500<br>CLMG.1000<br>CLMG.2500 | Ready-to-use staining solution used with Giemsa for haematic smears, bone marrow or for evidencing parasites |
| New methylene blue | 100 ml | CLBM.100 | Ready-to-use staining solution used to differentiate bacterial, viral, and fungal infections |
| Nuclear Fast Red | 500 ml | CLNFR.500 | Ready-to-use staining solution used for nuclear staining |
| Papanicolaou Harris hematoxylin | 500 ml<br>1 l<br>2,5 l | CLEH.500<br>CLEH.1000<br>CLEH.2500 | Ready-to-use staining solution used for nuclear stain in Papanicolaou method |
| Papanicolaou OG6 | 500 ml<br>1 l<br>2,5 l | CLOG6.500<br>CLOG6.1000<br>CLOG6.2500 | Ready-to-use staining solution used for cytoplasmatic stain of keratinized cells in Papanicolaou method |
| Papanicolaou EA50 | 500 ml<br>1 l<br>2,5 l | CLEA50.500<br>CLEA50.1000<br>CLEA50.2500 | Ready-to-use staining solution used for cytoplasm staining in cytology laboratory |
| Papanicolaou EA65 | 500 ml<br>1 l<br>2,5 l | CLEA65.500<br>CLEA65.1000<br>CLEA65.2500 | Ready-to-use staining solution used for cytoplasm staining in cytology laboratory |
| Safranin | 500 ml | CLS.500 | Ready-to-use staining solution used for staining Gram-negative bacteria |
| Schiff Reagent | 500 ml | CLSC.500 | Ready-to-use staining solution used for P.A.S. reaction |
| Scott's water | 500 ml | CLWS.500 | Bluing reagent developed specifically for histology and cytology-based applications |
| Sudan III | 100 ml | CLS3.100 | Ready-to-use staining solution used for lipid stain in red |
| Sudan Black | 100 ml | CLSB.100 | Ready-to-use staining solution used for lipid stain in black |
| Urine Sediment Stain | 100 ml | CLSU.100 | Ready-to-use staining solution for staining centrifuged urine sediment and for examination of WBCs, RBCs, bacteria, yeast and casts |

# DIAGNOSTIC REAGENTS & DISPOSABLE

# TISSUE MARKING SYSTEMS

Dyes developed to define margins without bleeding, changing of colour or fading. Durable bright dyes hold permanently through the processing and staining of samples with graded alcohols, xylene and other solvents.

| COLOUR | PACKAGING | CODE |
|---|---|---|
| Black | 100 ml | TMBK.100 |
| Black | 250 ml | TMBK.250 |
| Blue | 100 ml | TMB.100 |
| Blue | 250 ml | TMB.250 |
| Green | 100 ml | TMG.100 |
| Green | 250 ml | TMG.250 |
| Red | 100 ml | TMR.100 |
| Red | 250 ml | TMR.250 |
| Orange | 100 ml | TMO.100 |
| Orange | 250 ml | TMO.250 |
| Yellow | 100 ml | TMY.100 |
| Yellow | 250 ml | TMY.250 |

## DECALCIFYING SOLUTIONS

| PRODUCT | PACKAGING | CODE |
|---|---|---|
| DecalSoft<br>Decalcifying solution for bone marrow | 500 ml<br>2,5 l | DEC1.500<br>DEC1.2500 |
| DecalMedium<br>Medium decalcifying solution | 500 ml<br>2,5 l | DEC2.500<br>DEC2.2500 |
| DecalStrong<br>Rapid decalcifying solution for all mineralized tissues | 500 ml<br>2,5 l | DEC3.500<br>DEC3.2500 |

## FIXATIVES

| PRODUCT | PACKAGING | CODE |
|---|---|---|
| SprayFix - fixative for cytology | 250 ml | FIX.250 |
| Saccomanno fixative | 1 l | FISA.1000 |
| Bouin | 500 ml | FIBO.500 |

## XYLENE AND SUBSTITUTIVES

| PRODUCT | PACKAGING | CODE | DESCRIPTION |
|---|---|---|---|
| Xylene | 5 l | SLX.5000 | Xylene mixture for standard procedures in histology and cytology |
| Iso Solvent | 5 l | ISO.5000 | Isoparaffin mixture substitutes to xylene in histology and cytology |
| DL Solvent | 2,5 l | DL.2500 | D-Limonene solvent<br>ON REQUEST |
| MIC Solv | 2,5 l | SL11.2500 | Innovative solution for histological and cytological procedures.<br>NOT DANGEROUS xylene substitutive.<br>NEW |

# ALCOHOLIC SOLUTIONS

## Alcool 70

| CODE | PACKAGING |
|---|---|
| SL70.2500 | 2,5 l |
| SL70.5000 | 5 l |

DANGEROUS CARGO IN TRANSPORT

Alcoholic 70° mixture for cyto-histological procedures.

## Alcool 95

| CODE | PACKAGING |
|---|---|
| SL95.2500 | 2,5 l |
| SL95.5000 | 5 l |

DANGEROUS CARGO IN TRANSPORT

Alcoholic 95° mixture for cyto-histological procedures.

## Alcool 100

| CODE | PACKAGING |
|---|---|
| SL100.2500 | 2,5 l |
| SL100.5000 | 5 l |

DANGEROUS CARGO IN TRANSPORT

Absolute alcoholic mixture for cyto-histological procedures.

# BUFFERS FOR IMMUNOHISTOCHEMISTRY

| PRODUCT | PACKAGING | CODE | DESCRIPTION |
|---|---|---|---|
| PBS 10X | 500 ml | RPBS.500 | Concentrated phosphate buffered saline solution |
| TBS 10X | 500 ml | RTBS.500 | Concentrated Tris buffered saline solution |
| EDTA 10X | 500 ml | REDTA.500 | Concentrated EDTA solution |
| CITRATE BUFFER | 500 ml | RTC.500 | Citrate buffered solution |
| ANTIBODY DILUENT | 500 ml | DAD.500 | Diluent solution for antibodies |

# EMBEDDING MEDIA

## EMC - Embedding matrix for cryostat

| CODE | PACKAGING |
|---|---|
| EMC.100 | 4 x 100 ml |

Embedding medium for cryostat sectioning. Neutral colour. Rapid freezing with minimal damage from crystal formation.

## Histology wax

| CODE | PACKAGING |
|---|---|
| WAX.001 | 5 x 2 kg |

Embedding medium for histology. Melting point 56-58°C.

# MOUNTING MEDIA

## Cover Mount

| CODE | PACKAGING |
|---|---|
| MM.100 | 100 ml |
| MM.500 | 500 ml |

DANGEROUS CARGO IN TRANSPORT

Rapid drying xylene-based medium used for the mounting and subsequent preserving of slide specimens.

## MicMount

| CODE | PACKAGING |
|---|---|
| MM10.100 | 100 ml |
| MM10.500 | 500 ml |

Innovative mounting medium designed for the permanent preservation of tissue sections and cell smears for samples dehydrated with MIC Solv.

## Microscope immersion oil

| CODE | PACKAGING |
|---|---|
| OIL.30 | 30 ml |

Oil used to increase the resolving power of a microscope.

# ACCESSORIES

## Freezing spray

| CODE | PACKAGING |
|---|---|
| FS150 | 200 ml |

Rapid freezing non-flammable spray used to instantly cool or freeze samples for routine histology, or for cryostat sectioning without leaving residues during the staining process.

DANGEROUS CARGO IN TRANSPORT

## CryoClean

| CODE | PACKAGING |
|---|---|
| DICC.200 | 250 ml |

Disinfectant solution for cryostat.

DANGEROUS CARGO IN TRANSPORT

## Biopsy pads

| CODE | COLOUR | PACKAGING |
|---|---|---|
| BP001 | Blue | 1.000 pcs |

Open-celled foam pads studied to allow fluids to transfer safely and thoroughly around tissue while holding the specimen securely.

## Microscope slides

| CODE | END | PACKAGING |
|---|---|---|
| SP90W | White | 2.500 pcs |
| SP90Y | Yellow | 2.500 pcs |
| SP90B | Blue | 2.500 pcs |
| SP90G | Green | 2.500 pcs |
| SP90P | Pink | 2.500 pcs |
| SP90O | Orange | 2.500 pcs |

Standard high quality microscope slides, ground edge.

## Coverglasses

| CODE | SIZE | PACKAGING |
|---|---|---|
| CG2450 | 24 x 50 mm | 1.000 pcs |
| CG2460 | 24 x 60 mm | 1.000 pcs |

Standard high-quality coverglasses.

## Staining jars

| CODE | MODEL | PACKAGING |
|---|---|---|
| VAHEL002 | Hellendhal | 4 pcs |
| VASCH002 | Schefferdecker | 4 pcs |



Plastic staining dishes.

# STORAGE

# FILING CABINETS

## Big archives

| CODE | DESCRIPTION |
|---|---|
| ARC05 | Filing system for 15.200 blocks |
| ARC10 | Filing system for 30.400 blocks |
| ARC15 | Filing system for 33.600 blocks |
| ARV05 | Filing system for 95.000 slides |
| ARV10 | Filing system for 190.000 slides |
| ARV15 | Filing system for 210.000 slides |
| BX001 | Container for about 500 slides or 80 blocks |

Removable containers for about 500 slides or 80 blocks

Filing system manufactured in white painted carbon steel equipped with a safety locker.
Each drawer can contain special removable containers to facilitate the storage of slides and blocks.

FEATURES:

| Code | Size mm (l x w x h) | Total containers |
|---|---|---|
| ARC05 | 1150x850x700 | 190 |
| ARC10 | 1150x850x1300 | 380 |
| ARC15 | 1000x700x1880 | 420 |
| ARV05 | 1000x700x700 | 140 |
| ARV10 | 1000x700x1300 | 280 |
| ARV15 | 1000x700x1880 | 420 |

## Plastic archive

| CODE | DESCRIPTION | PACKAGING |
|---|---|---|
| CSB3000 | For blocks | 1 pc |

Modular plastic conventional filling system with 8 drawers for slides and paraffin blocks.

FEATURES:
Size: 240 x 300 x 400 mm (w x d x h)
Capacity: 2250 blocks

## Modular filing systems

| CODE | DESCRIPTION | PACKAGING |
|---|---|---|
| ARV001 | For slides | 1 pc |
| ARC001 | For blocks | 1 pc |
| BA001 | Base | 1 pc |
| CO001 | Cover | 1 pc |
| SP001 | Spring | 1 pc |

Modular conventional filling system with 14 drawers for slides and paraffin blocks.
Manufactured from corrosion-protected steel.
Lid, base and a dedicated spring are available.

FEATURES:

| | |
|---|---|
| Size: | For slides - 490 x 490 x 140 mm (w x d x h)<br>For blocks - 490 x 490 x 90 mm |
| Weight: | 13 Kg empty, 20 Kg with cassettes and 40 Kg with slides |
| Capacity: | 5000 slides or 860 blocks |

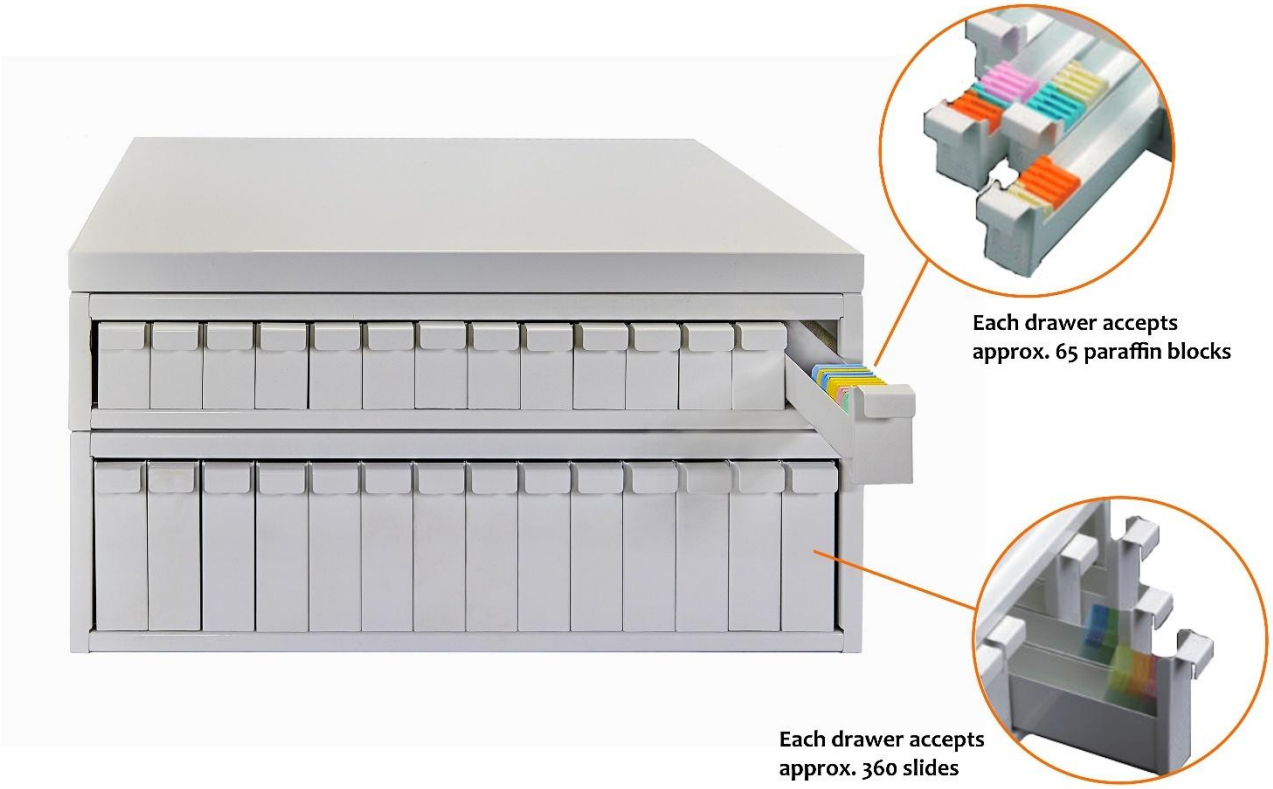

# SLIDE CONTAINERS

## Plastic slide boxes

| CODE | DESCRIPTION | PACKAGING |
|---|---|---|
| SP25 | For 25 slides | 1 pc |
| SP50 | For 50 slides | 1 pc |
| SP100 | For 100 slides | 1 pc |

Plastic slide boxes for an easy storage and handling of standard slides.

## Plastic slide folders

| CODE | DESCRIPTION | PACKAGING |
|---|---|---|
| VP10 | For 10 slides | 40 pcs |
| VP20 | For 20 slides | 20 pcs |
| VP40 | For 40 slides | 10 pcs |

Plastic slides holders with separators.

## Plastic slide mailers

| CODE | DESCRIPTION | PACKAGING |
|---|---|---|
| CPV001 | For 1 slide | 500 pcs |
| CPV002 | For 2 slides | 500 pcs |
| CPV003 | For 3 slides | 100 pcs |
| CP001 | For 5 slides pressure cap | 50 pcs |
| CPV005 | For 5 slides screw cap | 10 pcs |

In shockproof plastic.